



Solve each problem.

- 1) The table below shows the physical traits of different students. Use the chart to fill in the Venn Diagram.

	Gary	Dan	Lisa	Sam	Mark	Zoe
Eye Color	Blue	Blue	Blue	Blue	Green	Blue
Dominant Hand	Right	Left	Left	Right	Left	Right

Blue Eyes

Left Handed

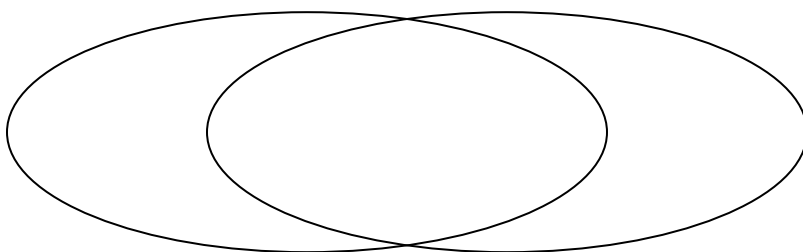


- 2) The table below shows the information on several pizza places. Use the chart to fill in the Venn Diagram.

	Slice of Life	Za Pizza	Italy's Best	John's Pizza	Luigi's Pizza	Oven Baked
Type	Chain	Family Owned	Family Owned	Chain	Family Owned	Chain
Delivery	Free	Free	Free	Pay	Free	Pay

Chain Store

Free Delivery

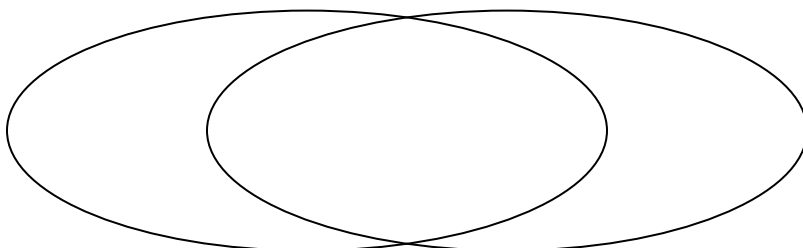


- 3) The table below shows the physical traits of several pets in a pet shelter. Use the chart to fill in the Venn Diagram.

	Sparkles	Lucky	Bubbles	Coco	Alfus	Emily
Type	Dog	Dog	Cat	Dog	Cat	Dog
Fur Length	Long	Long	Short	Long	Short	Short

Dog

Short Hair

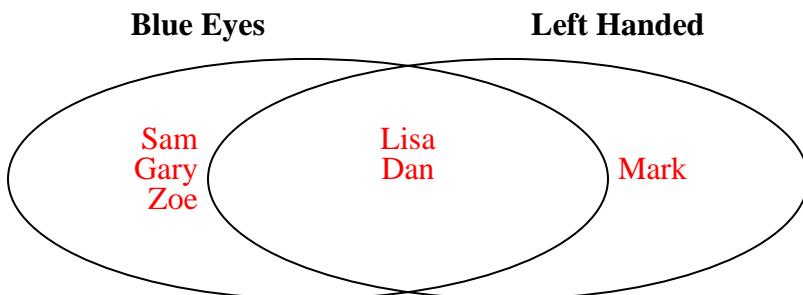




Solve each problem.

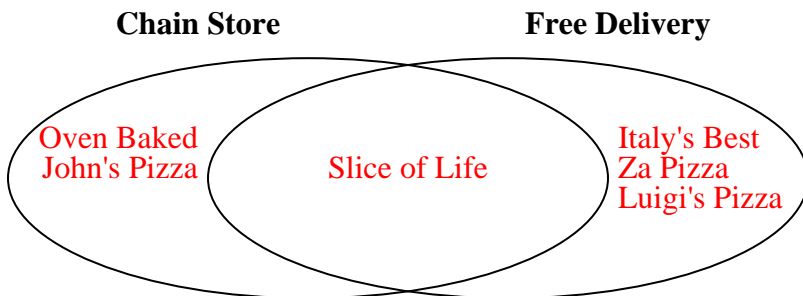
- 1) The table below shows the physical traits of different students. Use the chart to fill in the Venn Diagram.

	Gary	Dan	Lisa	Sam	Mark	Zoe
Eye Color	Blue	Blue	Blue	Blue	Green	Blue
Dominant Hand	Right	Left	Left	Right	Left	Right



- 2) The table below shows the information on several pizza places. Use the chart to fill in the Venn Diagram.

	Slice of Life	Za Pizza	Italy's Best	John's Pizza	Luigi's Pizza	Oven Baked
Type	Chain	Family Owned	Family Owned	Chain	Family Owned	Chain
Delivery	Free	Free	Free	Pay	Free	Pay



- 3) The table below shows the physical traits of several pets in a pet shelter. Use the chart to fill in the Venn Diagram.

	Sparkles	Lucky	Bubbles	Coco	Alfus	Emily
Type	Dog	Dog	Cat	Dog	Cat	Dog
Fur Length	Long	Long	Short	Long	Short	Short

