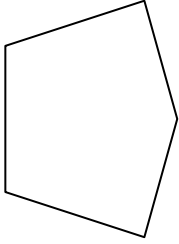





Determine if the shape shown is a regular shape or an irregular shape.

Answers

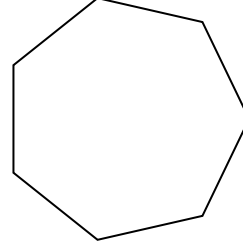
1)



2)



3)



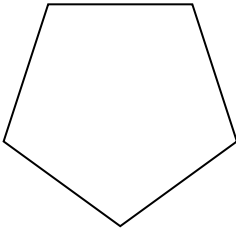
1. _____

2. _____


3. _____

4. _____

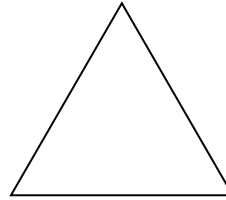
4)



5)



6)



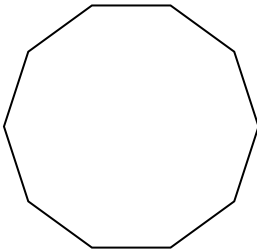
5. _____

6. _____


7. _____

8. _____

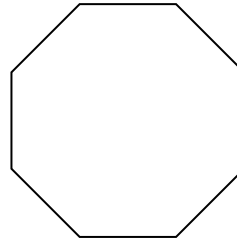
7)



8)



9)



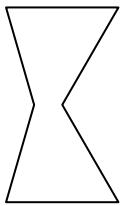
9. _____

10. _____

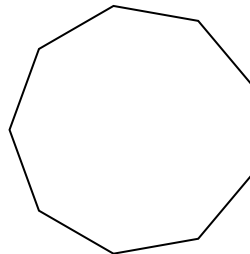
11. _____

12. _____

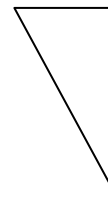
10)



11)



12)




13. _____


14. _____

15. _____


13)



14)

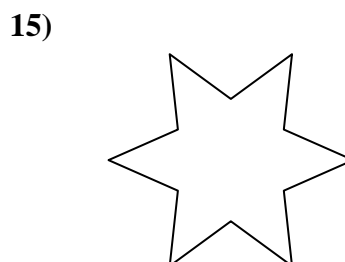
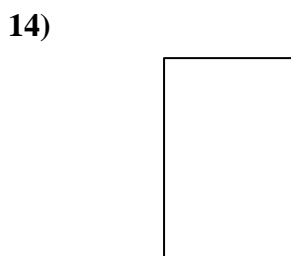
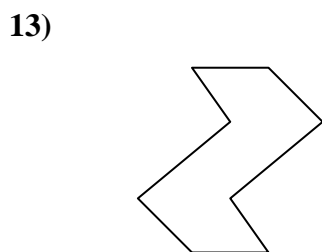
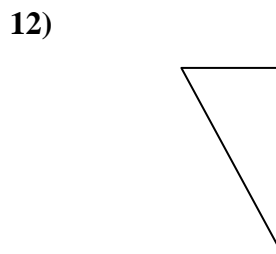
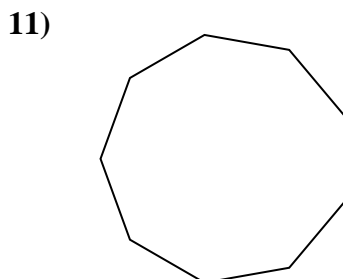
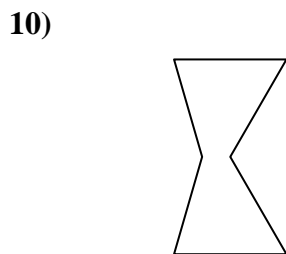
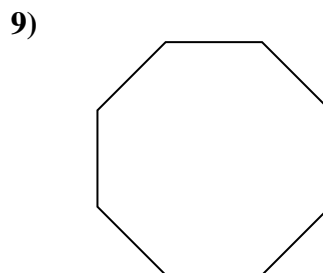
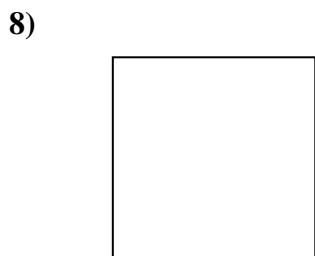
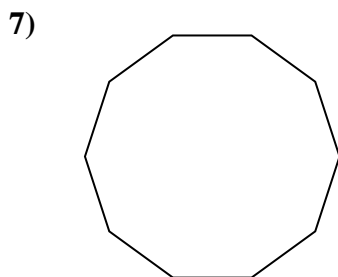
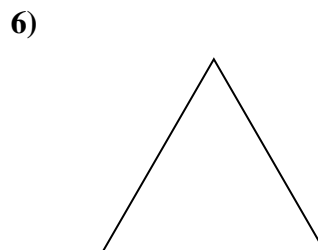

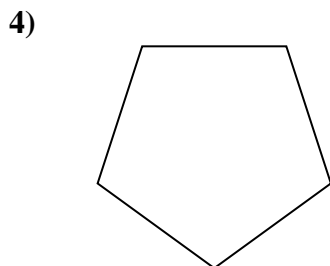
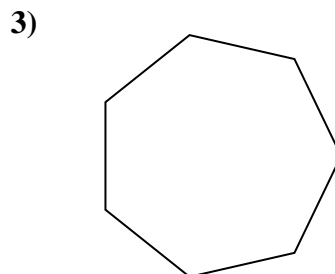

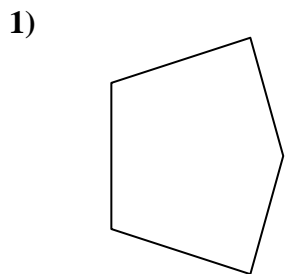


15)





Determine if the shape shown is a regular shape or an irregular shape.



Answers

1. Irregular

2. Irregular

3. Regular

4. Regular

5. Irregular

6. Regular

7. Regular

8. Regular

9. Regular

10. Irregular

11. Regular

12. Irregular

13. Irregular

14. Irregular

15. Irregular