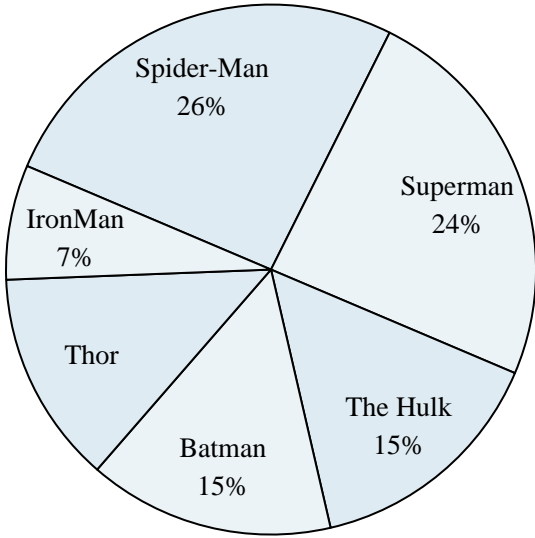




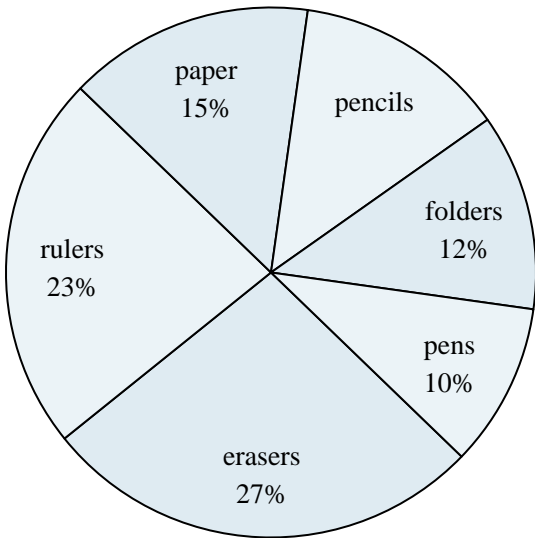
Use the graph to solve.

**Favorite Superhero**



- 1) Which hero was the least popular?
- 2) What percent of people said either Superman or Thor was their favorite?
- 3) Which two heroes did about half the people say was their favorite?
- 4) What percent of people said Spider-Man was their favorite?
- 5) Which hero was the most popular?

**School Store Sales**



- 6) What is the combined amount of paper and erasers sold?
- 7) Which two products accounted for about half the sales?
- 8) Which product sold the worst?
- 9) What percent of the sales were rulers?
- 10) Which product sold the best?

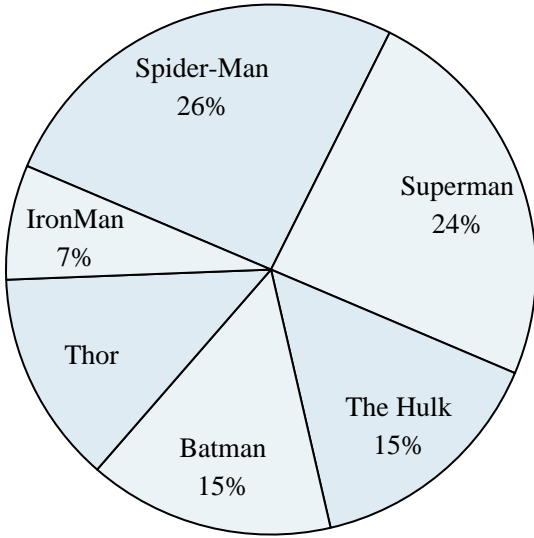
**Answers**

1. \_\_\_\_\_
2. \_\_\_\_\_
3. \_\_\_\_\_
4. \_\_\_\_\_
5. \_\_\_\_\_
6. \_\_\_\_\_
7. \_\_\_\_\_
8. \_\_\_\_\_
9. \_\_\_\_\_
10. \_\_\_\_\_



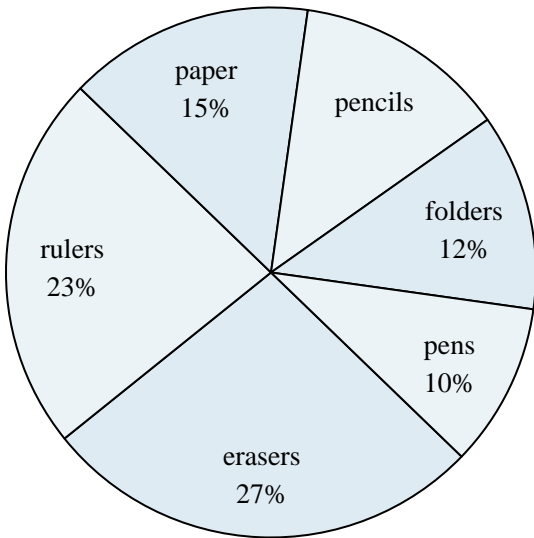
Use the graph to solve.

**Favorite Superhero**



- 1) Which hero was the least popular?
- 2) What percent of people said either Superman or Thor was their favorite?
- 3) Which two heroes did about half the people say was their favorite?
- 4) What percent of people said Spider-Man was their favorite?
- 5) Which hero was the most popular?

**School Store Sales**



- 6) What is the combined amount of paper and erasers sold?
- 7) Which two products accounted for about half the sales?
- 8) Which product sold the worst?
- 9) What percent of the sales were rulers?
- 10) Which product sold the best?

Answers

1. IronMan
2. 37%
3. Spider-Man & Superman
4. 26%
5. Spider-Man
6. 42%
7. erasers & rulers
8. pens
9. 23%
10. erasers