



Measure each of the bars (in centimeters) and then generate a line plot based on the information.

Answers



1. _____



2. _____



3. _____



4. _____



5. _____



6. _____




7. _____



8. _____



9. _____



10. _____



11. _____



12. _____



13. _____



14. _____

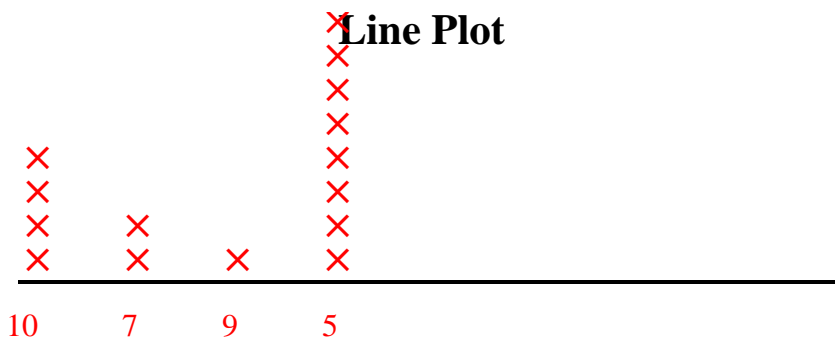





15. _____

Line Plot



Measure each of the bars (in centimeters) and then generate a line plot based on the information.



Answers

1. 10

2. 5

3. 5

4. 5

5. 5

6. 5

7. 5

8. 7

9. 5

10. 10

11. 10

12. 10

13. 7

14. 9

15. 5