



Measure each of the bars (in centimeters) and then generate a line plot based on the information.

Answers



1. _____



2. _____




3. _____




4. _____



5. _____



6. _____




7. _____



8. _____




9. _____




10. _____



11. _____



12. _____



13. _____



14. _____

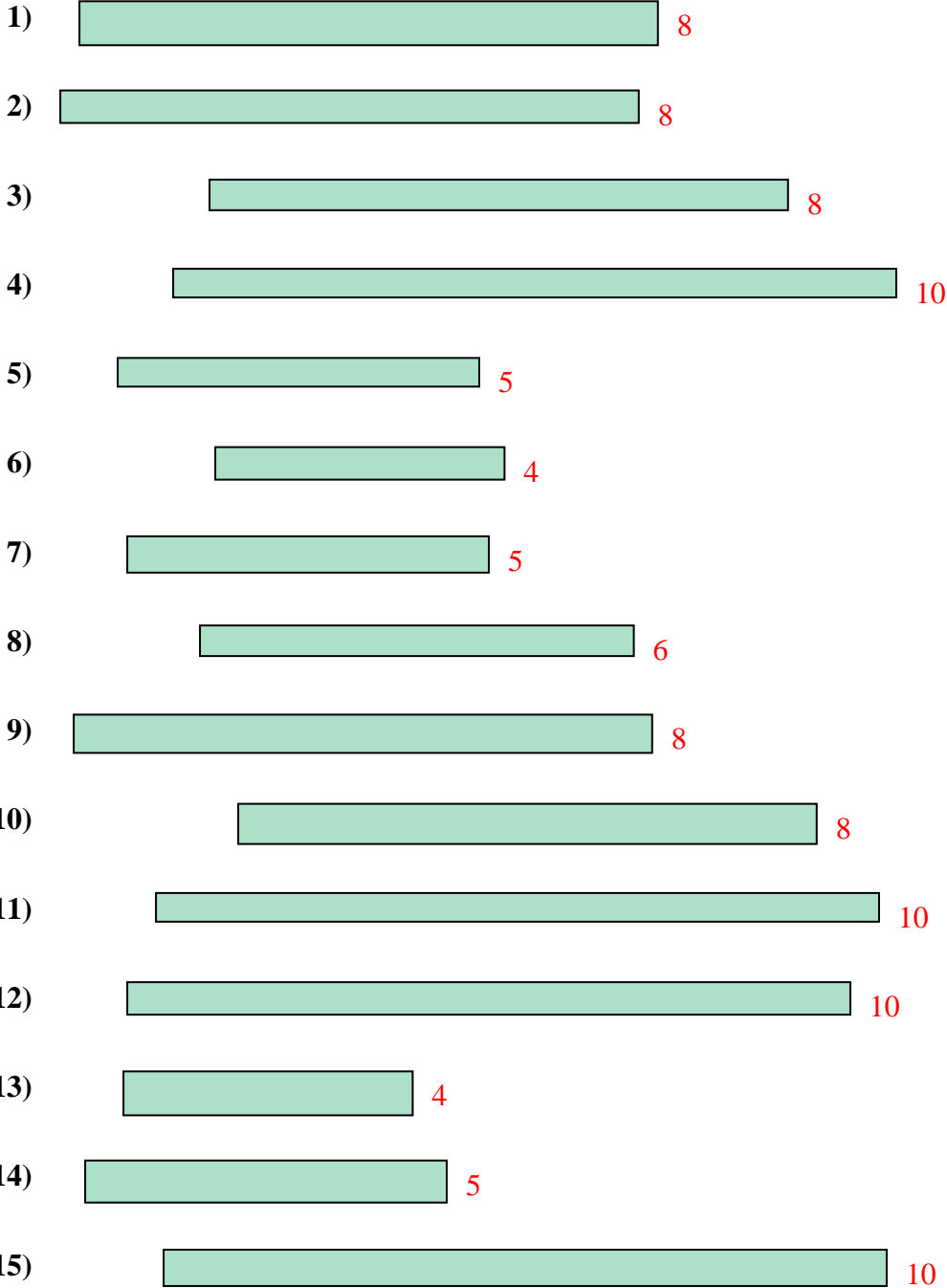


15. _____

Line Plot



Measure each of the bars (in centimeters) and then generate a line plot based on the information.



- Answers
1. 8
 2. 8
 3. 8
 4. 10
 5. 5
 6. 4
 7. 5
 8. 6
 9. 8
 10. 8
 11. 10
 12. 10
 13. 4
 14. 5
 15. 10

Line Plot

