



Measure each of the bars (in centimeters) and then generate a line plot based on the information.

Answers



1. _____

2. _____

3. _____

4. _____

5. _____

6. _____

7. _____

8. _____

9. _____

10. _____

11. _____

12. _____

13. _____
















14. _____

15. _____

Line Plot



Measure each of the bars (in centimeters) and then generate a line plot based on the information.

- 1)  9
- 2)  8
- 3)  9
- 4)  2
- 5)  2
- 6)  5
- 7)  8
- 8)  8
- 9)  8
- 10)  10
- 11)  10
- 12)  8
- 13)  9
- 14)  8
- 15)  9

- Answers
- 1. 9
 - 2. 8
 - 3. 9
 - 4. 2
 - 5. 2
 - 6. 5
 - 7. 8
 - 8. 8
 - 9. 8
 - 10. 10
 - 11. 10
 - 12. 8
 - 13. 9
 - 14. 8
 - 15. 9

Line Plot

