



Use the visual model to solve each problem.

$4 \frac{3}{5} - 2 \frac{4}{5} = ?$

To solve a fraction subtraction problem one strategy is to shade in the starting amount first

($4 \frac{3}{5}$)



Next mark off the wholes (2).



Finally mark off the fraction $\frac{4}{5}$.



Now we can see that $4 \frac{3}{5} - 2 \frac{4}{5} = 1 \frac{4}{5}$

Answers

1. _____
2. _____
3. _____
4. _____
5. _____
6. _____
7. _____
8. _____
9. _____
10. _____

1) $5 \frac{1}{5} - 2 \frac{4}{5} =$

2) $5 \frac{1}{5} - 3 \frac{3}{5} =$

3) $3 \frac{1}{4} - 1 \frac{1}{4} =$

4) $6 \frac{9}{12} - 3 \frac{2}{12} =$

5) $4 \frac{7}{10} - 1 \frac{1}{10} =$

6) $6 \frac{1}{4} - 1 \frac{3}{4} =$

7) $5 \frac{7}{8} - 1 \frac{2}{8} =$

8) $4 \frac{3}{5} - 1 \frac{2}{5} =$

9) $4 \frac{11}{12} - 1 \frac{10}{12} =$

10) $3 \frac{7}{10} - 1 \frac{4}{10} =$



Use the visual model to solve each problem.

$$4\frac{3}{5} - 2\frac{4}{5} = ?$$

To solve a fraction subtraction problem one strategy is to shade in the starting amount first

$$(4\frac{3}{5})$$



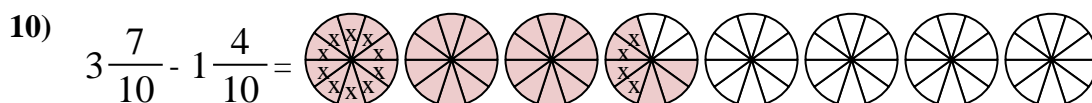
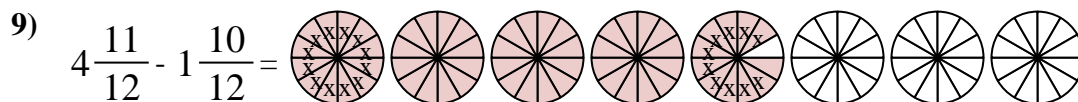
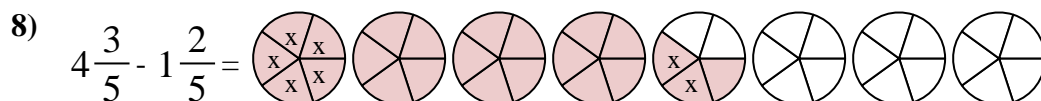
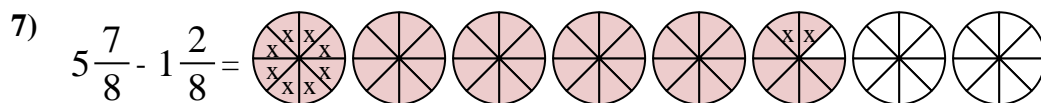
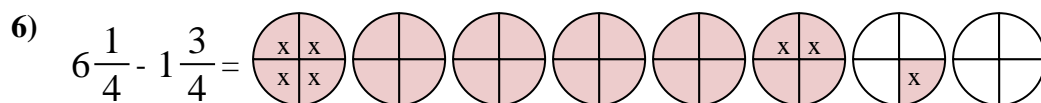
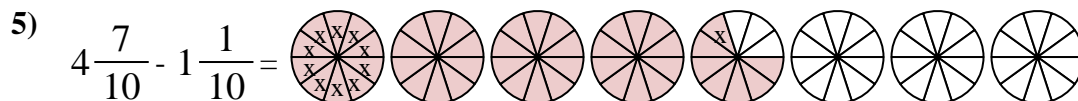
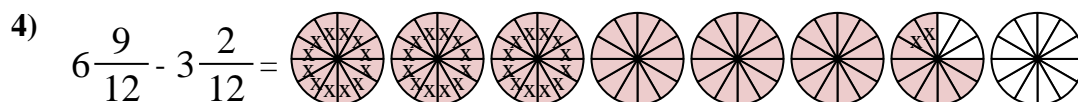
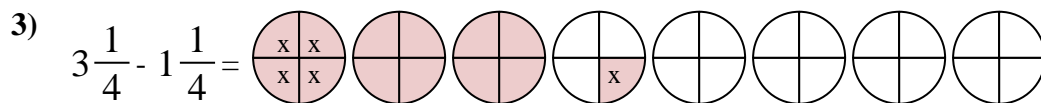
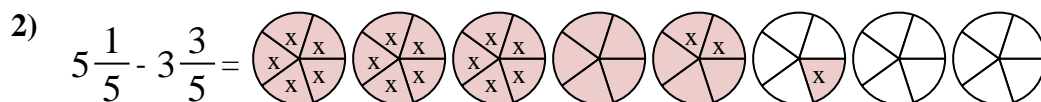
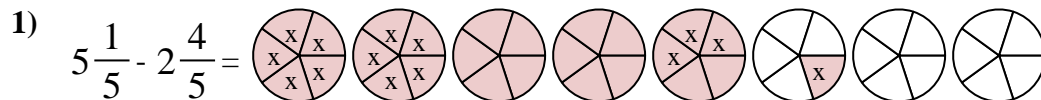
Next mark off the wholes (2).



Finally mark off the fraction $\frac{4}{5}$.



$$\text{Now we can see that } 4\frac{3}{5} - 2\frac{4}{5} = 1\frac{4}{5}$$



Answers

1. $2\frac{2}{5}$

2. $1\frac{3}{5}$

3. $2\frac{0}{4}$

4. $3\frac{7}{12}$

5. $3\frac{6}{10}$

6. $4\frac{2}{4}$

7. $4\frac{5}{8}$

8. $3\frac{1}{5}$

9. $3\frac{1}{12}$

10. $2\frac{3}{10}$