



Use the visual model to solve each problem.

$$4 \frac{3}{5} - 2 \frac{4}{5} = ?$$

To solve a fraction subtraction problem one strategy is to shade in the starting amount first

(4 $\frac{3}{5}$)



Next mark off the wholes (2).



Finally mark off the fraction $\frac{4}{5}$.



Now we can see that $4 \frac{3}{5} - 2 \frac{4}{5} = 1 \frac{4}{5}$

Answers

1. _____
2. _____
3. _____
4. _____
5. _____
6. _____
7. _____
8. _____
9. _____
10. _____

1) $5 \frac{2}{3} - 3 \frac{2}{3} =$

2) $3 \frac{1}{4} - 1 \frac{1}{4} =$

3) $7 \frac{2}{5} - 2 \frac{4}{5} =$

4) $4 \frac{4}{5} - 2 \frac{3}{5} =$

5) $3 \frac{5}{10} - 1 \frac{6}{10} =$

6) $6 \frac{8}{10} - 4 \frac{3}{10} =$

7) $4 \frac{3}{4} - 1 \frac{1}{4} =$

8) $5 \frac{1}{3} - 2 \frac{1}{3} =$

9) $5 \frac{2}{4} - 3 \frac{3}{4} =$

10) $4 \frac{1}{3} - 1 \frac{1}{3} =$



Use the visual model to solve each problem.

$$4 \frac{3}{5} - 2 \frac{4}{5} = ?$$

To solve a fraction subtraction problem one strategy is to shade in the starting amount first

(4 $\frac{3}{5}$)



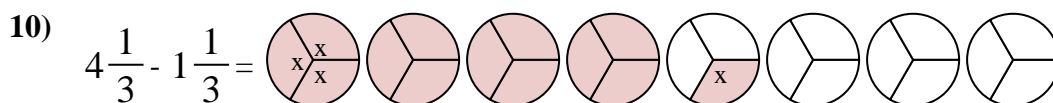
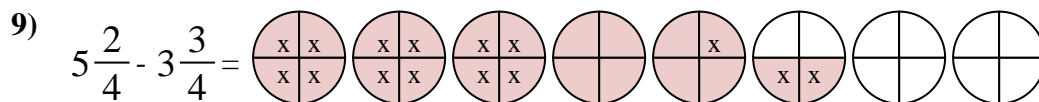
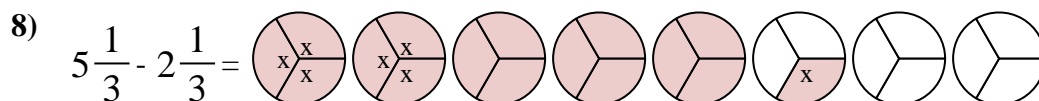
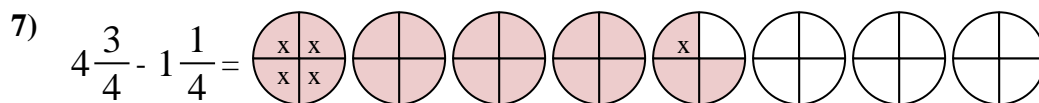
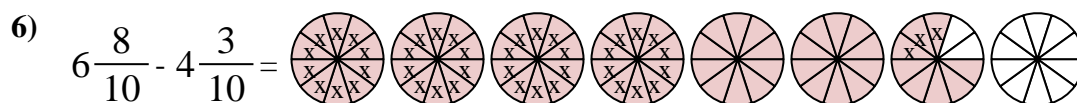
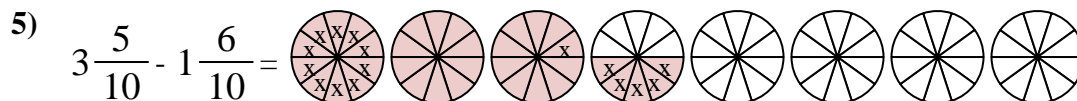
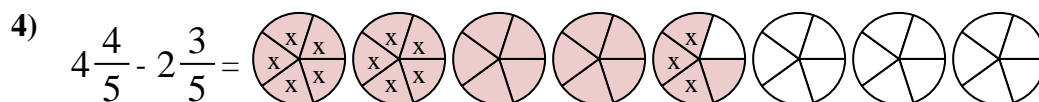
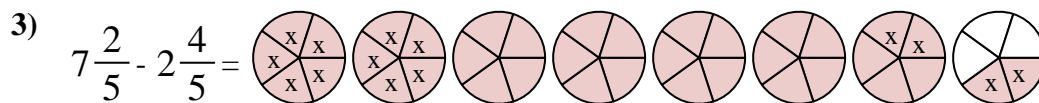
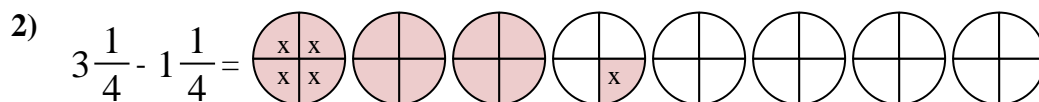
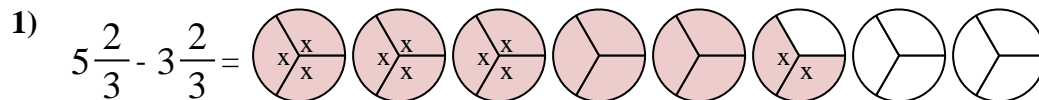
Next mark off the wholes (2).



Finally mark off the fraction $\frac{4}{5}$.



Now we can see that $4 \frac{3}{5} - 2 \frac{4}{5} = 1 \frac{4}{5}$



Answers

1. $2 \frac{0}{3}$

2. $2 \frac{0}{4}$

3. $4 \frac{3}{5}$

4. $2 \frac{1}{5}$

5. $1 \frac{9}{10}$

6. $2 \frac{5}{10}$

7. $3 \frac{2}{4}$

8. $3 \frac{0}{3}$

9. $1 \frac{3}{4}$

10. $3 \frac{0}{3}$