



Use the visual model to solve each problem.

$$4 \frac{3}{5} - 2 \frac{4}{5} = ?$$

To solve a fraction subtraction problem one strategy is to shade in the starting amount first

(4 $\frac{3}{5}$)



Next mark off the wholes (2).



Finally mark off the fraction $\frac{4}{5}$.



Now we can see that $4 \frac{3}{5} - 2 \frac{4}{5} = 1 \frac{4}{5}$

Answers

1. _____
2. _____
3. _____
4. _____
5. _____
6. _____
7. _____
8. _____
9. _____
10. _____

1) $4 \frac{2}{8} - 2 \frac{7}{8} =$

2) $4 \frac{2}{4} - 1 \frac{2}{4} =$

3) $4 \frac{1}{5} - 1 \frac{2}{5} =$

4) $4 \frac{2}{6} - 2 \frac{5}{6} =$

5) $7 \frac{1}{12} - 1 \frac{10}{12} =$

6) $6 \frac{1}{4} - 3 \frac{1}{4} =$

7) $7 \frac{1}{3} - 4 \frac{2}{3} =$

8) $5 \frac{6}{10} - 2 \frac{4}{10} =$

9) $7 \frac{2}{3} - 2 \frac{2}{3} =$

10) $7 \frac{2}{4} - 1 \frac{1}{4} =$



Use the visual model to solve each problem.

$$4 \frac{3}{5} - 2 \frac{4}{5} = ?$$

To solve a fraction subtraction problem one strategy is to shade in the starting amount first

(4 ³/₅)



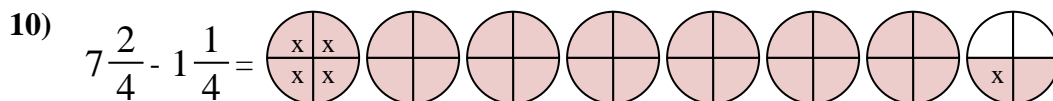
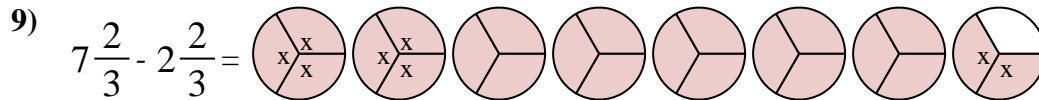
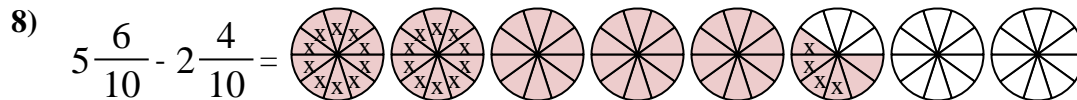
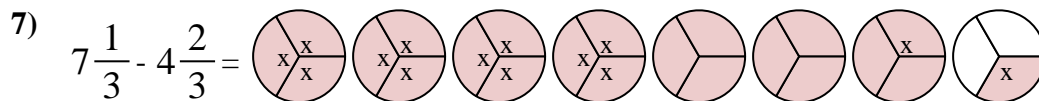
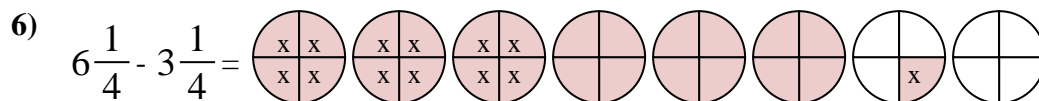
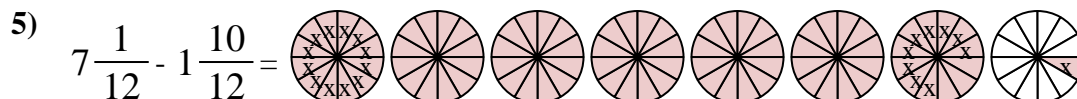
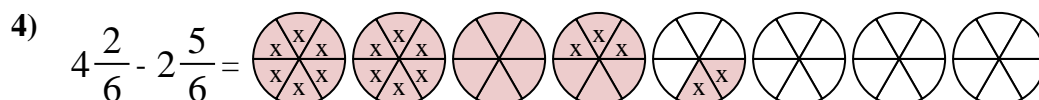
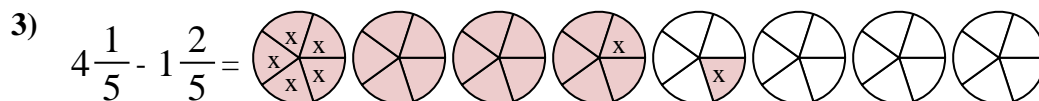
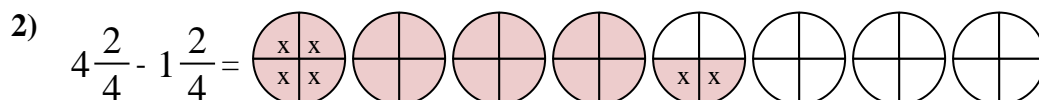
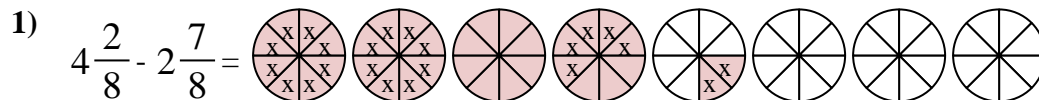
Next mark off the wholes (2).



Finally mark off the fraction ⁴/₅.



Now we can see that $4 \frac{3}{5} - 2 \frac{4}{5} = 1 \frac{4}{5}$



Answers

1. 1 ³/₈

2. 3 ⁰/₄

3. 2 ⁴/₅

4. 1 ³/₆

5. 5 ³/₁₂

6. 3 ⁰/₄

7. 2 ²/₃

8. 3 ²/₁₀

9. 5 ⁰/₃

10. 6 ¹/₄