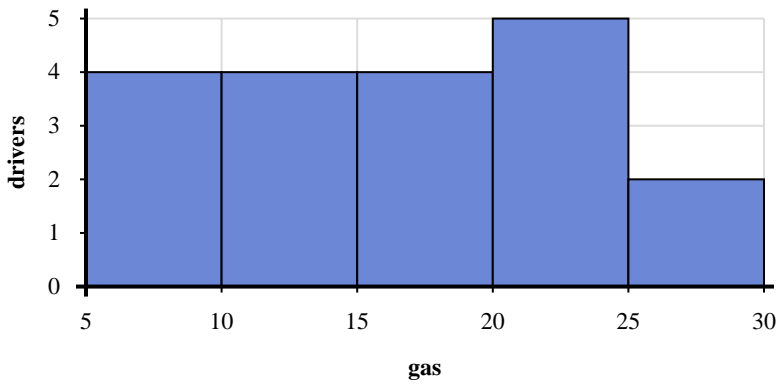
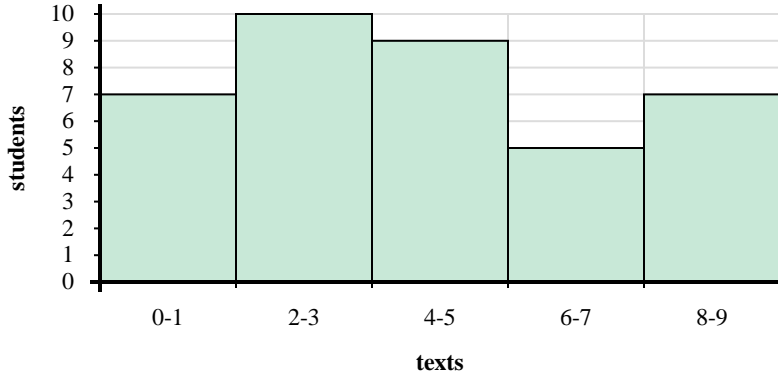




Use the histograms shown to answer each question.



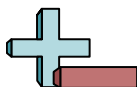
- 1) How many drivers purchased between 20 and 25 gallons?
- 2) How many drivers are represented in this histogram?
- 3) If a driver purchased 22 gallons which bar would they be added to?
- 4) Most drivers purchased between _____ and _____ gallons.



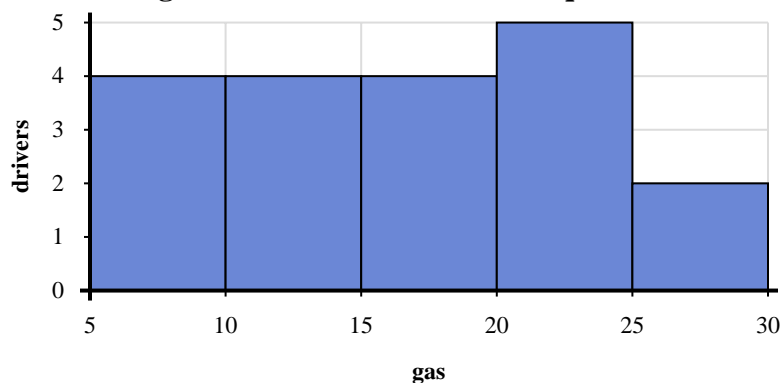
- 5) How many students are represented in this histogram?
- 6) Most students sent between _____ and _____ texts.
- 7) How many students sent between 6 and 8 texts?
- 8) If a student sent 0 texts which bar would they be added to?

Answers

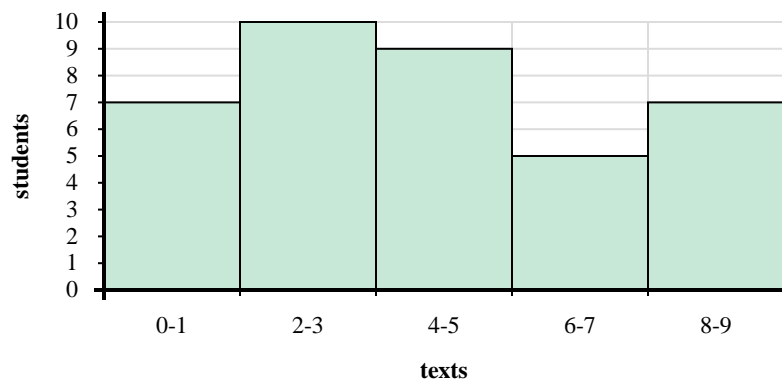
1. _____
2. _____
3. _____
4. _____
5. _____
6. _____
7. _____
8. _____



Use the histograms shown to answer each question.



- How many drivers purchased between 20 and 25 gallons?
- How many drivers are represented in this histogram?
- If a driver purchased 22 gallons which bar would they be added to?
- Most drivers purchased between _____ and _____ gallons.



- How many students are represented in this histogram?
- Most students sent between _____ and _____ texts.
- How many students sent between 6 and 8 texts?
- If a student sent 0 texts which bar would they be added to?

Answers

- 5
- 19
- 4
- 20 25
- 38
- 2 4
- 5
- 1