

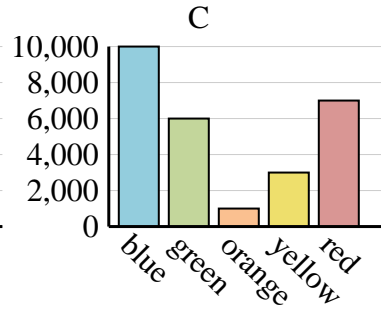
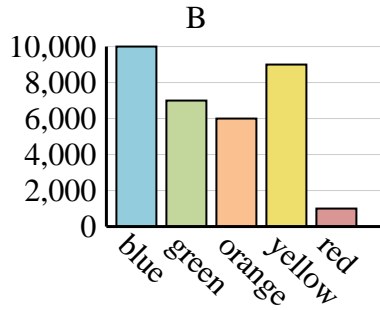
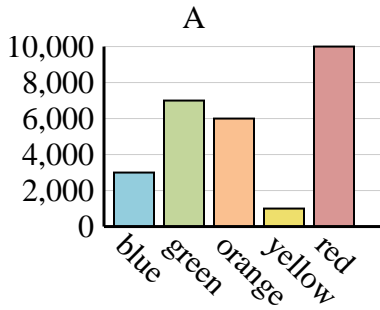


Determine which graph (A, B or C) best represents the information in the table.

Answers

1)

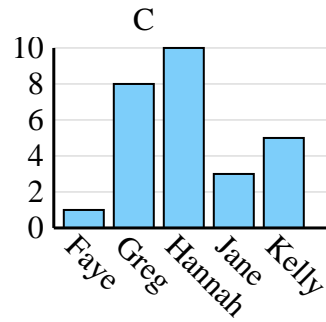
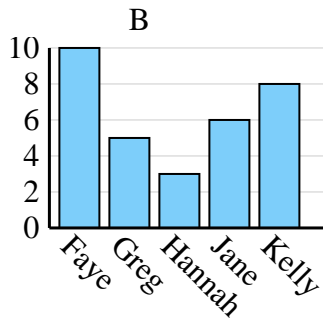
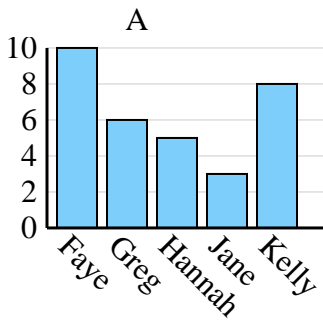
| Favorite Color | blue   | green | orange | yellow | red   |
|----------------|--------|-------|--------|--------|-------|
| People         | 10,000 | 6,000 | 1,000  | 3,000  | 7,000 |



1. \_\_\_\_\_
2. \_\_\_\_\_
3. \_\_\_\_\_
4. \_\_\_\_\_

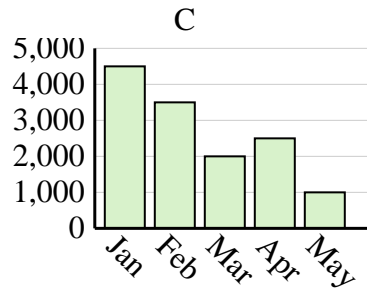
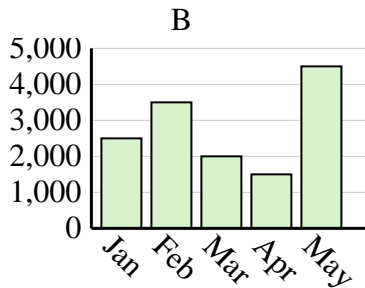
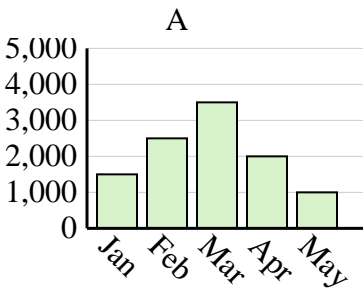
2)

| Name            | Faye | Greg | Hannah | Jane | Kelly |
|-----------------|------|------|--------|------|-------|
| States Lived In | 1    | 8    | 10     | 3    | 5     |



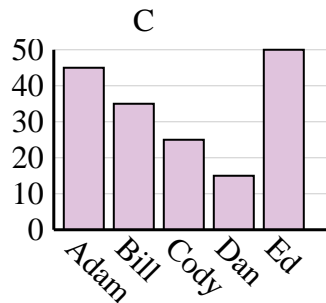
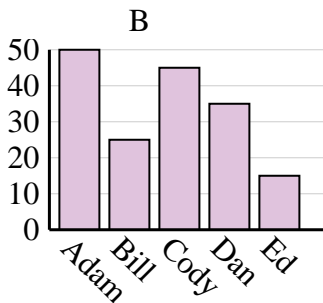
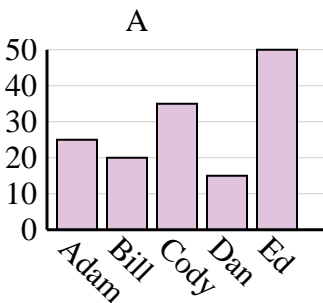
3)

| Sales | Jan   | Feb   | Mar   | Apr   | May   |
|-------|-------|-------|-------|-------|-------|
| Month | 4,500 | 3,500 | 2,000 | 2,500 | 1,000 |



4)

| Name   | Adam | Bill | Cody | Dan | Ed |
|--------|------|------|------|-----|----|
| Points | 45   | 35   | 25   | 15  | 50 |

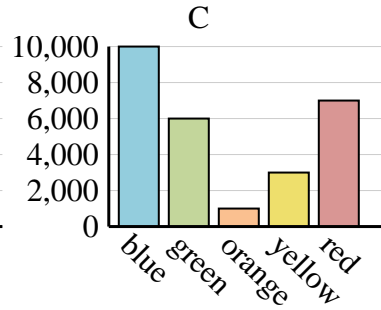
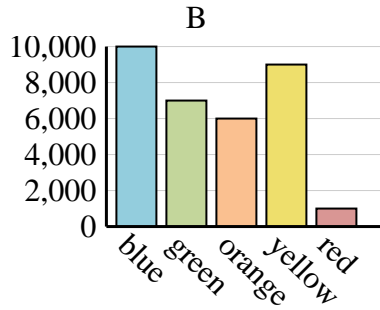
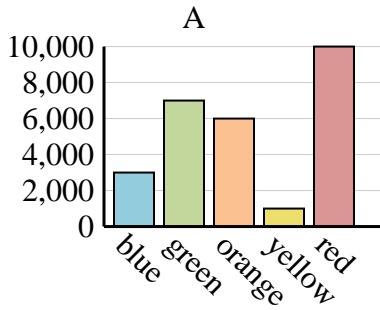




Determine which graph (A, B or C) best represents the information in the table.

Answers

|                       |        |       |        |        |       |
|-----------------------|--------|-------|--------|--------|-------|
| <b>Favorite Color</b> | blue   | green | orange | yellow | red   |
| <b>People</b>         | 10,000 | 6,000 | 1,000  | 3,000  | 7,000 |



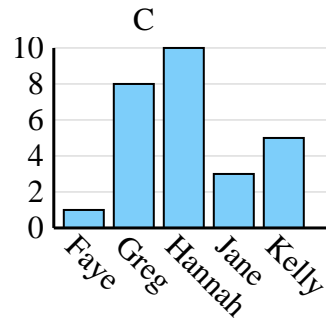
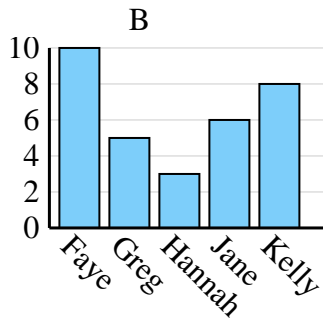
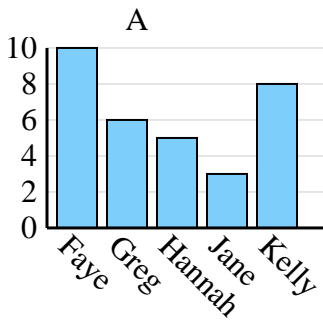
1. **C**

2. **C**

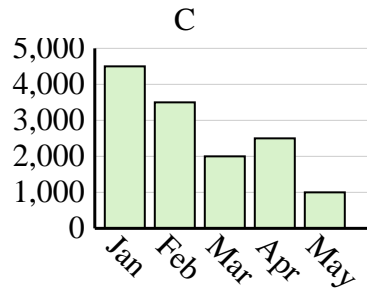
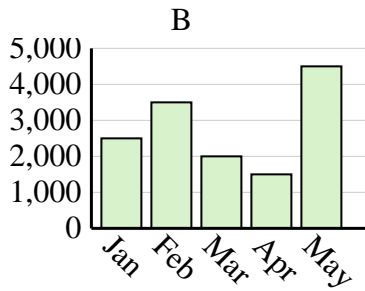
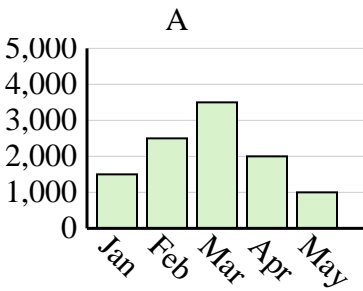
3. **C**

4. **C**

|                        |      |      |        |      |       |
|------------------------|------|------|--------|------|-------|
| <b>Name</b>            | Faye | Greg | Hannah | Jane | Kelly |
| <b>States Lived In</b> | 1    | 8    | 10     | 3    | 5     |



|              |       |       |       |       |       |
|--------------|-------|-------|-------|-------|-------|
| <b>Sales</b> | Jan   | Feb   | Mar   | Apr   | May   |
| <b>Month</b> | 4,500 | 3,500 | 2,000 | 2,500 | 1,000 |



|               |      |      |      |     |    |
|---------------|------|------|------|-----|----|
| <b>Name</b>   | Adam | Bill | Cody | Dan | Ed |
| <b>Points</b> | 45   | 35   | 25   | 15  | 50 |

