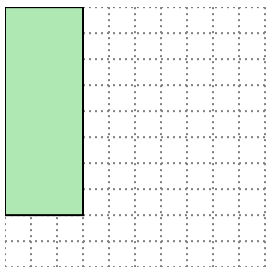


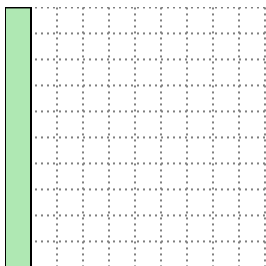


Solve each problem.

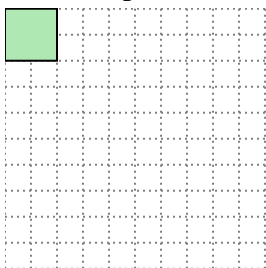
- 1) The rectangle below has the dimensions  $3 \times 8$ . Create a rectangle with the same area, but a different perimeter.




- 2) The rectangle below has the dimensions  $1 \times 10$ . Create a rectangle with the same area, but a different perimeter.



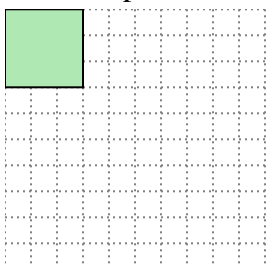
- 3) The rectangle below has the dimensions  $2 \times 2$ . Create a rectangle with the same area, but a different perimeter.



- 4) The rectangle below has the dimensions  $4 \times 10$ . Create a rectangle with the same area, but a different perimeter.



- 5) The rectangle below has the dimensions  $3 \times 3$ . Create a rectangle with the same area, but a different perimeter.

**Answers**

1. \_\_\_\_\_

2. \_\_\_\_\_

3. \_\_\_\_\_

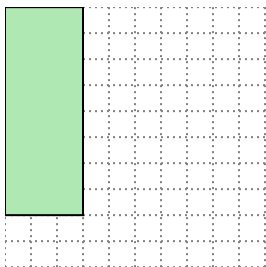
4. \_\_\_\_\_

5. \_\_\_\_\_

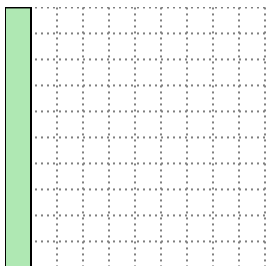


Solve each problem.

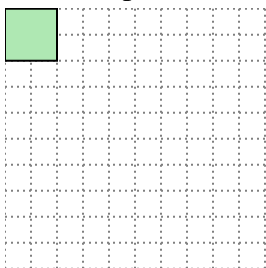
- 1) The rectangle below has the dimensions  $3 \times 8$ . Create a rectangle with the same area, but a different perimeter.




- 2) The rectangle below has the dimensions  $1 \times 10$ . Create a rectangle with the same area, but a different perimeter.



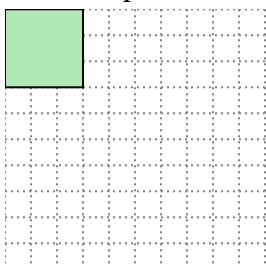
- 3) The rectangle below has the dimensions  $2 \times 2$ . Create a rectangle with the same area, but a different perimeter.



- 4) The rectangle below has the dimensions  $4 \times 10$ . Create a rectangle with the same area, but a different perimeter.



- 5) The rectangle below has the dimensions  $3 \times 3$ . Create a rectangle with the same area, but a different perimeter.

Answers1. 4x62. 2x53. 1x44. 5x85. 1x9