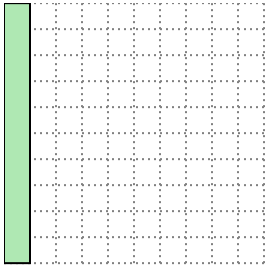



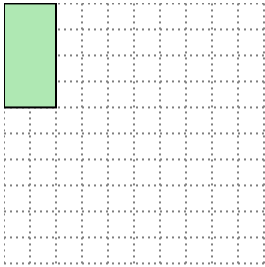


Solve each problem.


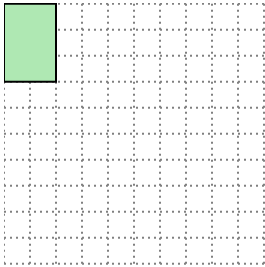
- 1) The rectangle below has the dimensions 1×10 . Create a rectangle with the same area, but a different perimeter.




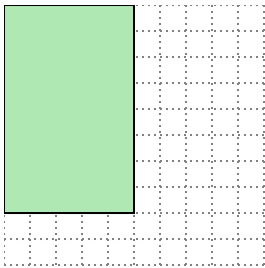
- 2) The rectangle below has the dimensions 2×4 . Create a rectangle with the same area, but a different perimeter.




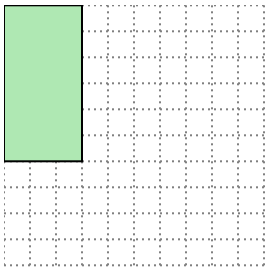
- 3) The rectangle below has the dimensions 2×3 . Create a rectangle with the same area, but a different perimeter.



- 4) The rectangle below has the dimensions 5×8 . Create a rectangle with the same area, but a different perimeter.



- 5) The rectangle below has the dimensions 3×6 . Create a rectangle with the same area, but a different perimeter.



Answers

1. _____

2. _____

3. _____


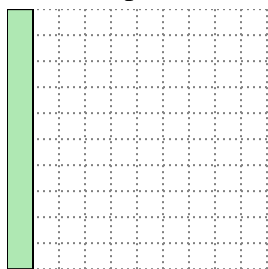
4. _____

5. _____

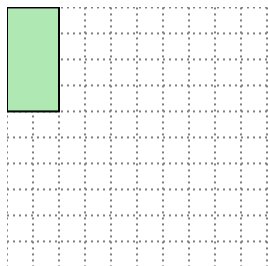


Solve each problem.


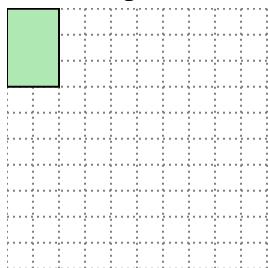
- 1) The rectangle below has the dimensions 1×10 . Create a rectangle with the same area, but a different perimeter.

 2×5


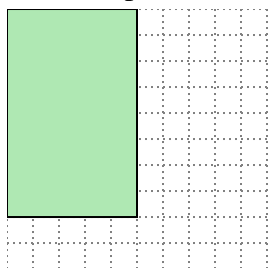
- 2) The rectangle below has the dimensions 2×4 . Create a rectangle with the same area, but a different perimeter.

 1×8

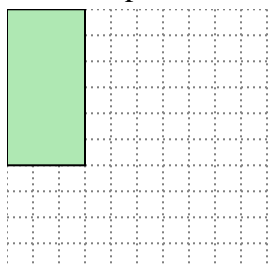
- 3) The rectangle below has the dimensions 2×3 . Create a rectangle with the same area, but a different perimeter.

 1×6

- 4) The rectangle below has the dimensions 5×8 . Create a rectangle with the same area, but a different perimeter.

 4×10

- 5) The rectangle below has the dimensions 3×6 . Create a rectangle with the same area, but a different perimeter.

 2×9 Answers1. 2×5 2. 1×8 3. 1×6 4. 4×10 5. 2×9