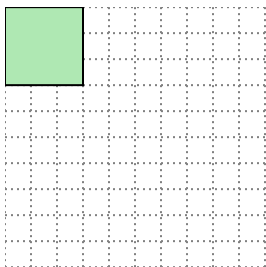


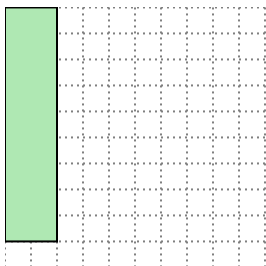


Solve each problem.

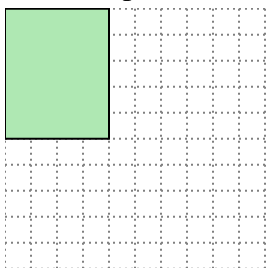
- 1) The rectangle below has the dimensions 3×3 . Create a rectangle with the same area, but a different perimeter.



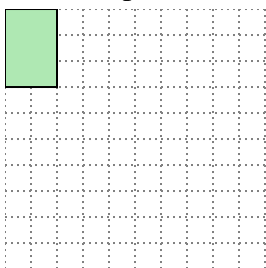
- 2) The rectangle below has the dimensions 2×9 . Create a rectangle with the same area, but a different perimeter.



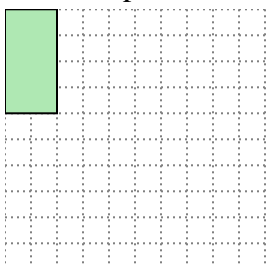
- 3) The rectangle below has the dimensions 4×5 . Create a rectangle with the same area, but a different perimeter.



- 4) The rectangle below has the dimensions 2×3 . Create a rectangle with the same area, but a different perimeter.



- 5) The rectangle below has the dimensions 2×4 . Create a rectangle with the same area, but a different perimeter.

**Answers**

1. _____

2. _____

3. _____


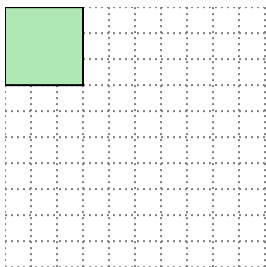
4. _____

5. _____



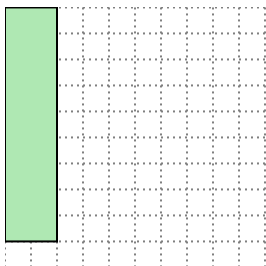
Solve each problem.

- 1) The rectangle below has the dimensions 3×3 . Create a rectangle with the same area, but a different perimeter.




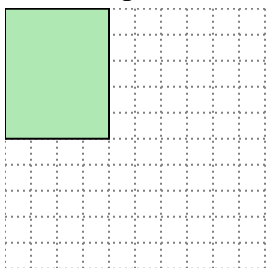
1×9

- 2) The rectangle below has the dimensions 2×9 . Create a rectangle with the same area, but a different perimeter.




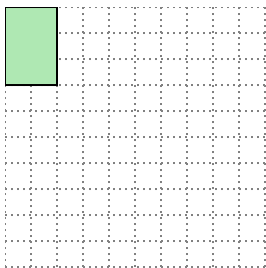
3×6

- 3) The rectangle below has the dimensions 4×5 . Create a rectangle with the same area, but a different perimeter.




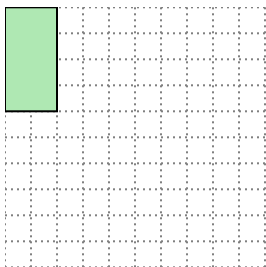
2×10

- 4) The rectangle below has the dimensions 2×3 . Create a rectangle with the same area, but a different perimeter.



1×6

- 5) The rectangle below has the dimensions 2×4 . Create a rectangle with the same area, but a different perimeter.



1×8

Answers

1. 1×9

2. 3×6

3. 2×10

4. 1×6

5. 1×8