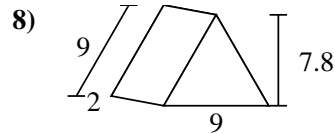
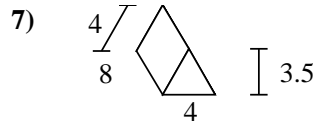
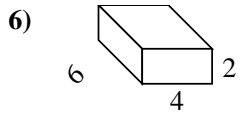
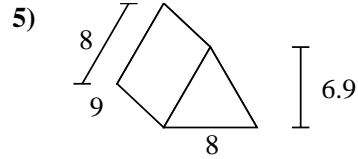
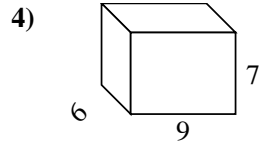
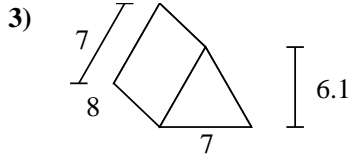
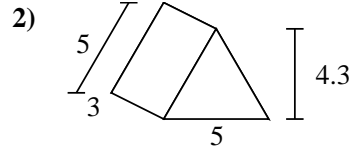
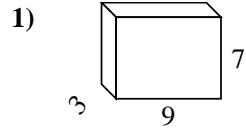
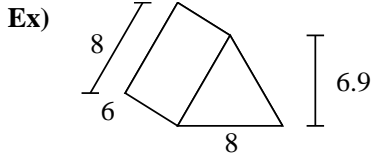




Find the surface area of each figure. Units are in cm (not to scale).



**Answers**

Ex. 199.2 cm<sup>2</sup>

1. \_\_\_\_\_

2. \_\_\_\_\_

3. \_\_\_\_\_

4. \_\_\_\_\_

5. \_\_\_\_\_

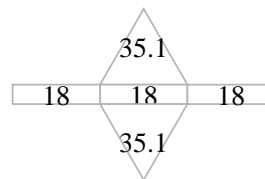
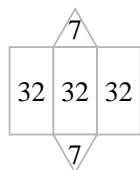
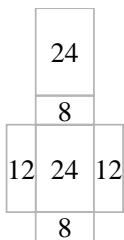
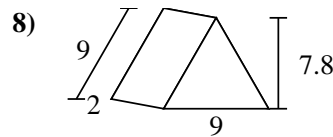
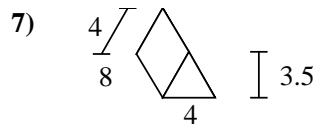
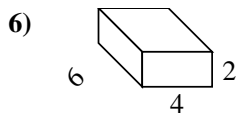
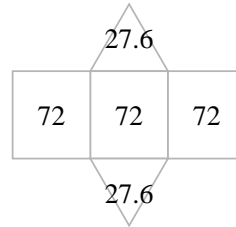
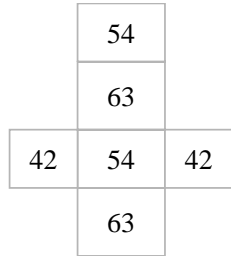
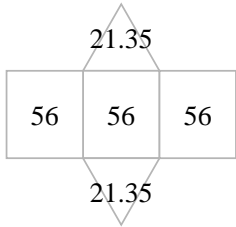
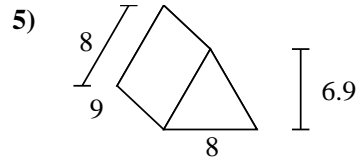
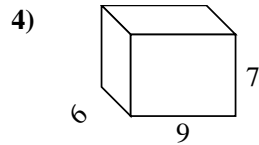
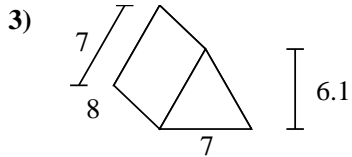
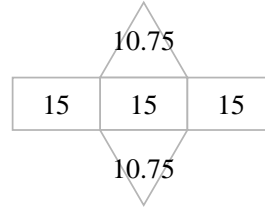
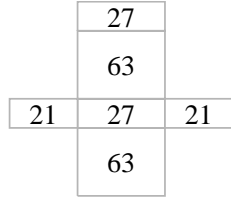
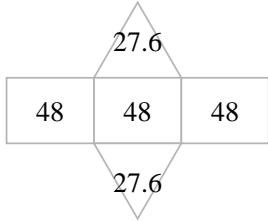
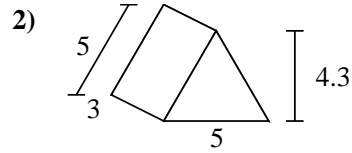
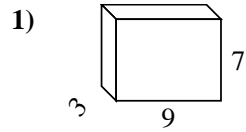
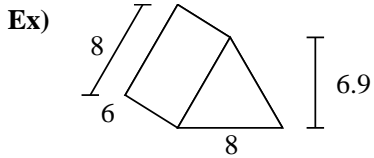
6. \_\_\_\_\_

7. \_\_\_\_\_

8. \_\_\_\_\_



Find the surface area of each figure. Units are in cm (not to scale).



Answers

Ex. 199.2 cm<sup>2</sup>

1. 222 cm<sup>2</sup>

2. 66.5 cm<sup>2</sup>

3. 210.7 cm<sup>2</sup>

4. 318 cm<sup>2</sup>

5. 271.2 cm<sup>2</sup>

6. 88 cm<sup>2</sup>

7. 110 cm<sup>2</sup>

8. 124.2 cm<sup>2</sup>