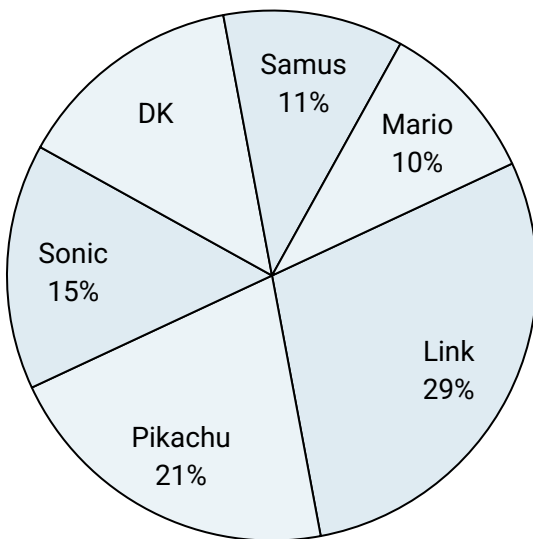





Use the graph to solve.

Favorite Game Character



- 1) Which two characters did about half the people say was their favorite?
- 2) Which character was the most popular?
- 3) What percent of people said Link was their favorite?
- 4) Which character was the least popular?
- 5) What percent of people said either Samus or Mario was their favorite?

Time Spent on Homework



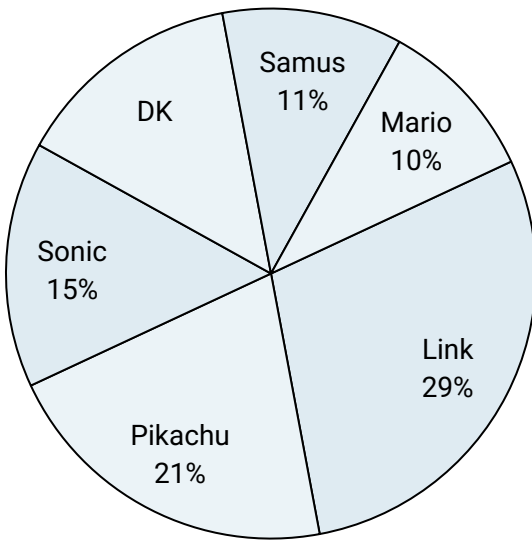
- 6) What percent of the time was spent working on science?
- 7) The most time was spent on which subject?
- 8) The least time was spent on which subject?
- 9) What is the combined amount of time spent on reading and math?
- 10) Which two subjects accounted for about half the time spent?

Answers


1. _____
2. _____
3. _____
4. _____
5. _____
6. _____
7. _____
8. _____
9. _____
10. _____



Use the graph to solve.

Favorite Game Character

- 1) Which two characters did about half the people say was their favorite?
- 2) Which character was the most popular?
- 3) What percent of people said Link was their favorite?
- 4) Which character was the least popular?
- 5) What percent of people said either Samus or Mario was their favorite?

Time Spent on Homework

- 6) What percent of the time was spent working on science?
- 7) The most time was spent on which subject?
- 8) The least time was spent on which subject?
- 9) What is the combined amount of time spent on reading and math?
- 10) Which two subjects accounted for about half the time spent?

Answers

1. **Link & Pikachu**
2. **Link**
3. **29%**
4. **Mario**
5. **21%**
6. **15%**
7. **reading**
8. **math**
9. **37%**
10. **reading & spelling**